



By Metro Furniture



20
26

PREMIUM

OUTDOOR FURNITURE

Comfort

www.outdoorcraft.in

Swing Series

ABOUT OUTDOOR CRAFT

From Our Factory to Your Outdoor Sanctuary.

Outdoor Craft is the premier outdoor furniture brand by Metro Furniture, a distinguished manufacturer with over a decade of expertise in crafting ergonomic, high-performance furniture.

Located on Bannerghatta road, Bangalore, our state-of-the-art facility is not just a workshop—it is where engineering meets art. Unlike traders who import generic designs, we are an ISO, BIFMA, GREEN GUARD & ZED certified manufacturer.

Every swing, sofa, and dining set is precision-engineered on our own factory floor to withstand the unique demands of the Indian climate.

Our Philosophy: Uber-Luxury Meets Durability

We believe outdoor furniture should be as refined as your indoor living space. Outdoor Craft unveils a new language of design, blending the finest strands of High-Density Polyethylene (HDPE) Wicker, UV-Protected Ropes, and Architectural-Grade Aluminum & Iron.

Our collection elevates your balcony, garden, or poolside with a perfect dose of luxury. Whether it is a sun-soaked breakfast or a starlit dinner, our furniture sets the stage for life's best moments.

The Factory Direct Advantage. Why pay showroom markups?

- **Direct from Manufacturer:** No middlemen, no commissions. You get export-quality furniture at honest factory prices.
- **Customization:** Since we build it, we can customize it. Choose your rope color, fabric shade, and frame finish to match your home's aesthetic.
- **Global Material Partners:** We collaborate with the world's best material suppliers—including Rehau, Viro, Sunbrella, and Serge Ferrari—to ensure your furniture resists sun, rain, and dust for years to come.



THE HIGHEST STANDARD! THE HAPPIEST CUSTOMERS! OUTDOOR CRAFT... INDIA'S PREFERRED OUTDOOR FURNITURE BRAND!



- **Special protection from Sun - UV Rays & Heat**
No Decaying, No Fading, No Splitting, No Cracking of wicker cane
- **Sustainable fabrication**
Special technique for Better Weld Joints & Quick Heat Release Capabilities
- **Special protection from Rain, Dust & Corrosion**
Powder coated aluminum frame, HDPE Based Wicker Cane
- **All Weather & Easy Clean Fabrics**
Died Acrylic Base, Sustain robust outdoor condition like Rain, Dust & Sun
- **Maintenance free**
No painting required, Easy cleaning – Wash with plenty of water
- **Ease of handling**
Stackable , Folding, Knock down, Light weight yet Sturdy
- **Fresh Design Concepts**
Unique, Modern, Comfortable, Durable, Easily Blend with in & outdoor Space
- **Eco Friendly**
100% recyclable, Friendly to Skin & Nature.
- **Original Handcrafted**
Each Piece is Hand Woven, No open Joints, Stapled & Sealed Termination of Ends

Osprey

Technical Specs

- Frame - Mild Steel / Aluminium
- Frame Finish - Powder Coated
- Weave Type - Hand Woven
- Weave Material - Wicker / Rope
- Colour - As Per Requirement
- Size - Standard & Customised
- Weight Capacity :
Up To 150KG For Single Swing
280KG For Double Swing
380KG For Tripe Swing

Configuration

- Single | Double | Triple
- Custom Configurations



Harrier

Technical Specs

- Frame - Mild Steel / Aluminium
- Frame Finish - Powder Coated
- Weave Type - Hand Woven
- Weave Material - Wicker / Rope
- Colour - As Per Requirement
- Size - Standard & Customised
- Weight Capacity :
Up To 150KG For Single Swing
280KG For Double Swing
380KG For Tripe Swing

Configuration

- Single | Double | Tripe
- Custom Configurations



Merlin

Technical Specs

- Frame - Mild Steel / Aluminium
- Frame Finish - Powder Coated
- Weave Type - Hand Woven
- Weave Material - Wicker / Rope
- Colour - As Per Requirement
- Size - Standard & Customised
- Weight Capacity :
Up To 150KG For Single Swing
280KG For Double Swing
380KG For Tripe Swing

Configuration

- Single | Double | Triple
- Custom Configurations



Raptor

Technical Specs

- Frame - Mild Steel / Aluminium
- Frame Finish - Powder Coated
- Weave Type - Hand Woven
- Weave Material - Wicker / Rope
- Colour - As Per Requirement
- Size - Standard & Customised
- Weight Capacity :
Up To 150KG For Single Swing
280KG For Double Swing
380KG For Tripe Swing

Configuration

- Single | Double | Triple
- Custom Configurations



Quad

Technical Specs

- Frame - Mild Steel / Aluminium
- Frame Finish - Powder Coated
- Weave Type - Hand Woven
- Weave Material - Wicker / Rope
- Colour - As Per Requirement
- Size - Standard & Customised
- Weight Capacity :
Up To 150KG For Single Swing
280KG For Double Swing
380KG For Tripe Swing

Configuration

- Single | Double | Triple
- Custom Configurations



Hever

Technical Specs

- Frame - Mild Steel / Aluminium
- Frame Finish - Powder Coated
- Weave Type - Hand Woven
- Weave Material - Wicker / Rope
- Colour - As Per Requirement
- Size - Standard & Customised
- Weight Capacity :
Up To 150KG For Single Swing
280KG For Double Swing
380KG For Tripe Swing

Configuration

- Single | Double | Triple
- Custom Configurations



Glamis

Technical Specs

- Frame - Mild Steel / Aluminium
- Frame Finish - Powder Coated
- Weave Type - Hand Woven
- Weave Material - Wicker / Rope
- Colour - As Per Requirement
- Size - Standard & Customised
- Weight Capacity :
Up To 150KG For Single Swing
280KG For Double Swing
380KG For Tripe Swing

Configuration

- Single | Double | Triple
- Custom Configurations



Central

Technical Specs

- Frame - Mild Steel / Aluminium
- Frame Finish - Powder Coated
- Weave Type - Hand Woven
- Weave Material - Wicker / Rope
- Colour - As Per Requirement
- Size - Standard & Customised
- Weight Capacity :
Up To 150KG For Single Swing
280KG For Double Swing
380KG For Tripe Swing

Configuration

- Single | Double | Triple
- Custom Configurations



Vondel

Technical Specs

- Frame - Mild Steel / Aluminium
- Frame Finish - Powder Coated
- Weave Type - Hand Woven
- Weave Material - Wicker / Rope
- Colour - As Per Requirement
- Size - Standard & Customised
- Weight Capacity :
Up To 150KG For Single Swing
280KG For Double Swing
380KG For Tripe Swing

Configuration

- Single | Double | Triple
- Custom Configurations



Sphinx

Technical Specs

- Frame - Mild Steel / Aluminium
- Frame Finish - Powder Coated
- Weave Type - Hand Woven
- Weave Material - Wicker / Rope
- Colour - As Per Requirement
- Size - Standard & Customised
- Weight Capacity :
Up To 150KG For Single Swing
280KG For Double Swing
380KG For Tripe Swing

Configuration

- Single | Double | Triple
- Custom Configurations



Kraken

Technical Specs

- Frame - Mild Steel / Aluminium
- Frame Finish - Powder Coated
- Weave Type - Hand Woven
- Weave Material - Wicker / Rope
- Colour - As Per Requirement
- Size - Standard & Customised
- Weight Capacity :
Up To 150KG For Single Swing
280KG For Double Swing
380KG For Tripe Swing

Configuration

- Single | Double | Triple
- Custom Configurations



Siren

Technical Specs

- Frame - Mild Steel / Aluminium
- Frame Finish - Powder Coated
- Weave Type - Hand Woven
- Weave Material - Wicker / Rope
- Colour - As Per Requirement
- Size - Standard & Customised
- Weight Capacity :
Up To 150KG For Single Swing
280KG For Double Swing
380KG For Tripe Swing

Configuration

- Single | Double | Triple
- Custom Configurations



Mazda

Technical Specs

- Frame - Mild Steel / Aluminium
- Frame Finish - Powder Coated
- Weave Type - Hand Woven
- Weave Material - Wicker / Rope
- Colour - As Per Requirement
- Size - Standard & Customised
- Weight Capacity :
Up To 150KG For Single Swing
280KG For Double Swing
380KG For Tripe Swing

Configuration

- Single | Double | Triple
- Custom Configurations



Dory

Technical Specs

- Frame - Mild Steel / Aluminium
- Frame Finish - Powder Coated
- Weave Type - Hand Woven
- Weave Material - Wicker / Rope
- Colour - As Per Requirement
- Size - Standard & Customised
- Weight Capacity :
Up To 150KG For Single Swing
280KG For Double Swing
380KG For Tripe Swing

Configuration

- Single | Double | Triple
- Custom Configurations



Inca

Technical Specs

- Frame - Mild Steel / Aluminium
- Frame Finish - Powder Coated
- Weave Type - Hand Woven
- Weave Material - Wicker / Rope
- Colour - As Per Requirement
- Size - Standard & Customised
- Weight Capacity :
Up To 150KG For Single Swing
280KG For Double Swing
380KG For Tripe Swing

Configuration

- Single | Double | Triple
- Custom Configurations



Edinburgh

Technical Specs

- Frame - Mild Steel / Aluminium
- Frame Finish - Powder Coated
- Weave Type - Hand Woven
- Weave Material - Wicker / Rope
- Colour - As Per Requirement
- Size - Standard & Customised
- Weight Capacity :
Up To 150KG For Single Swing
280KG For Double Swing
380KG For Tripe Swing

Configuration

- Single | Double | Triple
- Custom Configurations



Cardiff

Technical Specs

- Frame - Mild Steel / Aluminium
- Frame Finish - Powder Coated
- Weave Type - Hand Woven
- Weave Material - Wicker / Rope
- Colour - As Per Requirement
- Size - Standard & Customised
- Weight Capacity :
Up To 150KG For Single Swing
280KG For Double Swing
380KG For Tripe Swing

Configuration

- Single | Double | Triple
- Custom Configurations



Falcon

Technical Specs

- Frame - Mild Steel / Aluminium
- Frame Finish - Powder Coated
- Weave Type - Hand Woven
- Weave Material - Wicker / Rope
- Colour - As Per Requirement
- Size - Standard & Customised
- Weight Capacity :
Up To 150KG For Single Swing
280KG For Double Swing
380KG For Tripe Swing


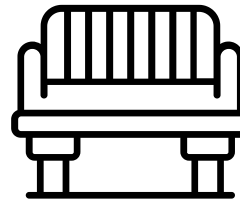

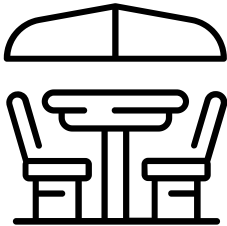

Configuration

- Single | Double | Triple
- Custom Configurations





By Metro Furniture



Outdoor Craft

Address: No.71, Hommadevanhalli, Begur Hobli, Bannerghatta Road
Bangalore - 560083 Karnataka (29), India.

Contact : 8867753303 / 8867783322

Email : hello@outdoorcraft.in

Website : www.outdoorcraft.in

